
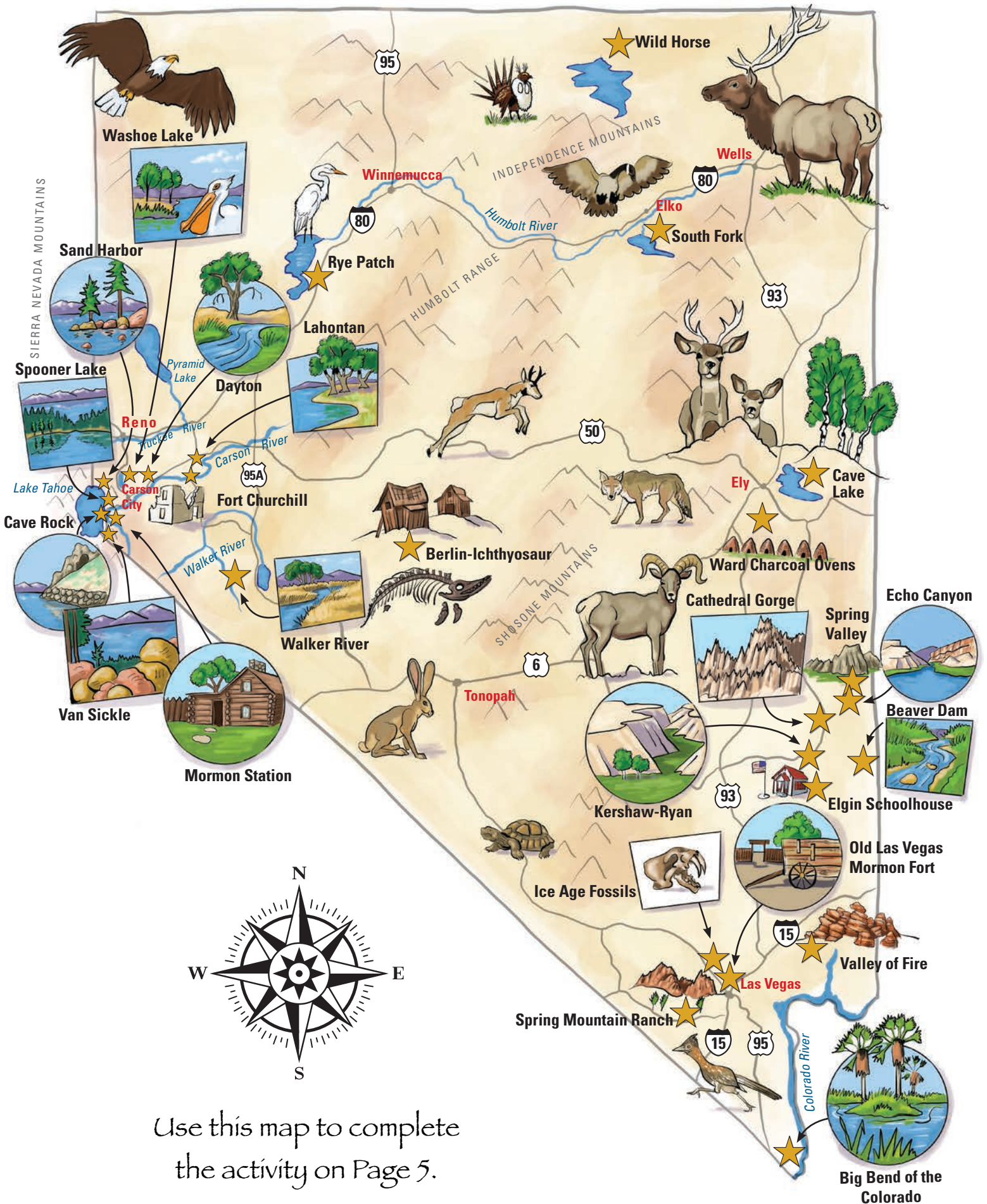


Nevada State Parks

# Junior Ranger Activity Book







Use this map to complete the activity on Page 5.


# Welcome, Junior Ranger!

---

Hello and welcome to Nevada's state park system! We are pleased that you have chosen to participate in our Junior Ranger program. It is a wonderful opportunity to spend time outdoors with your family and friends while learning more about Nevada's rich cultural, natural, and recreational resources. From pristine mountain lakes and extraordinary canyons, to historic forts, ranches, and mining towns, each of Nevada's state parks has a different story to tell and a different adventure waiting to be discovered! Are you ready to begin your adventure?

## How to Become a Junior Ranger

- Complete all activity pages in this booklet marked with a Nevada symbol (🗡) at the top of the page.
- Choose two additional activity pages in this booklet.
- Take your completed booklet to any Nevada State Park visitor center or ranger station to receive your badge and become a Junior Ranger OR send your completed booklet to the address below:

|  |   |
|--|---|
| Your Return Address  |  |
| <p>Junior Ranger Program<br/>Nevada Division of State Parks<br/>901 S. Stewart St., Suite 5005<br/>Carson City, Nevada 89701</p> |   |

We will fill out your Junior Ranger certificate and send your booklet and badge to the return address you provide.

# Safety & Respect in Nevada's State Parks

---

Parks have rules to help keep you safe and to protect park resources. Please read the following rules and reminders with an adult to make sure you know how to be a safe, responsible, and respectful park visitor.

- ❑ **Be Prepared** – When visiting and exploring a park be prepared for unexpected situations and emergencies. In Nevada, traveling with a basic first aid kit, a jacket, snacks, sun protection, and extra water is always a good idea!
- ❑ **Be Aware of Your Surroundings** – Keep an eye out for potential hazards such as wildlife, harmful plants, extreme weather, and slippery or uneven walking surfaces.
- ❑ **Keep Wildlife Wild** – Observe wildlife from a distance and never approach, feed, or follow them.
- ❑ **Stay Hydrated** – Nevada is known for its hot, dry climate. Bring plenty of water when exploring nature or enjoying recreational opportunities in the outdoors.
- ❑ **Leave It As You Find It** – Leave plants, animals, rocks, and artifacts where you find them so other visitors and future generations may enjoy them.
- ❑ **Stick to Trails** – Hike on designated trails to help protect park resources and keep the park beautiful.
- ❑ **Trash Your Trash** – Make sure your trash ends up in a trashcan or dumpster, and recycle when possible.
- ❑ **Be a Courteous Camper** – If you are staying overnight in a park, respect other campers by observing quiet hours between 10:00 p.m. to 7:00 a.m. Let others enjoy the natural sounds of the park.

Remember, these are **YOUR** parks.  
Help **US** take care of them.

# Who, What, Where



---

In Nevada, the Division of State Parks manages over 130,000 acres of land and water in over 20 park units. Park units include state parks, state historic sites, and state recreation areas. These places of cultural, historic, natural, scenic, scientific, and recreational significance are for the use and enjoyment of all Nevada residents and visitors.

Get to know Nevada and its state parks by using the map at the beginning of this activity book to answer the questions below.

---

1. Draw a circle around the park unit you are visiting today.
2. If you live in Nevada, which park unit is closest to your home? \_\_\_\_\_  
\_\_\_\_\_
3. From the park unit you are visiting today, which direction would you travel to reach Nevada's capital, Carson City? \_\_\_\_\_
4. Which body of water (lake, river, creek, or reservoir) is closest to the park unit you are visiting today? \_\_\_\_\_
5. Which mountain range is closest to the park unit you are visiting today? \_\_\_\_\_  
\_\_\_\_\_
6. How many park units can you find on the map? \_\_\_\_\_
  - a. Which is closest to the park unit you are visiting today? \_\_\_\_\_
  - b. Which is farthest from the park unit you are visiting today? \_\_\_\_\_
7. Which park unit would you like to visit next? What direction would you have to travel to reach this park unit? \_\_\_\_\_  
\_\_\_\_\_



# A State Park for Every Adventure



1935



1935



1935



1935



1957



1957



1957



1963



1969



1969



1970



1971



1971



1973



1974



1977



1977



1979



1983



1991



1996



2005



2017

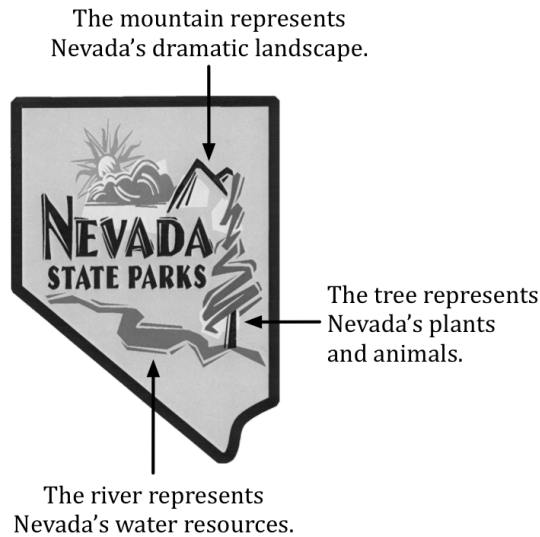


2020

# Learning About Logos



A logo is a design adopted by an agency or organization to identify itself. The logo for Nevada State Parks is easy to recognize. When visiting Nevada's state parks, you may find this logo on park signs and on the rangers' uniforms. The images found within the logo remind us of some of the resources protected in the parks.



If you had to create a logo for the park you are visiting today what would it look like? Draw your logo in the space below. Be sure to include images or symbols that represent what you think is special about this park or what should be protected.

# Interview a Ranger

---

Being a park ranger is an exciting, interesting, challenging, and rewarding job. Park rangers protect natural and cultural resources, maintain parks for the safety and enjoyment of visitors, and teach people about what makes these places special.

Find a park ranger and ask them the following questions to find out more about rangers and their jobs.

---

1. What is your name? \_\_\_\_\_

2. Describe some of the things you do each day as part of your job? \_\_\_\_\_

\_\_\_\_\_

\_\_\_\_\_

3. What is your favorite part of your job? \_\_\_\_\_

\_\_\_\_\_

\_\_\_\_\_

4. What is the most difficult part of your job? \_\_\_\_\_

\_\_\_\_\_

\_\_\_\_\_

5. What is your favorite time of year at the park? Why? \_\_\_\_\_

\_\_\_\_\_

\_\_\_\_\_

6. What advice would you give to someone who wants to be a park ranger? \_\_\_\_\_

\_\_\_\_\_

\_\_\_\_\_

7. Write down and ask a question of your own. \_\_\_\_\_

\_\_\_\_\_

\_\_\_\_\_



# How Well Do You Know the Park?



---

Junior Rangers are curious, energetic, adventurous, responsible, thoughtful, and knowledgeable. Let's see how much you know, or can discover, about the Nevada state park you are visiting today by answering the questions below!

---

1. What is the name of the park you are visiting today? \_\_\_\_\_

\_\_\_\_\_

2. How did this park get its name? \_\_\_\_\_

\_\_\_\_\_

\_\_\_\_\_

3. Does this park protect something special found in nature or something special that is human made? Draw or describe a special feature found in the park.

4. Draw or list 3 activities people come to this park to enjoy.

# What Happened Here in the Past?

---

Many areas become parks not just because of their natural beauty, but also because of important events that happened in the past. Sometimes, things from the past are left behind and need to be protected. These things are called *historic resources*, and they might include old buildings, petroglyphs (Native American rock carvings), and tools or equipment. Historic resources provide a window into the lives of the people who came before us.

Get to know the historic resources in the park by answering the following questions.

---

1. Describe or draw some of the historic resources found in the park, and draw a picture of the one resource that interests you the most.

2. If you had to leave something behind for people to find 100 years from now, what would it be? Try to think of an object that would help people learn about your life. Draw a picture of the object and be prepared to tell a ranger why you chose that object.

# Field Observation Log



Many wild animals live in Nevada's state parks. While you may not see animals during your visit, you can still be on the lookout for animal clues such as tracks, scat (*droppings*), fur, feathers, bones, and homes.

When you find a clue, complete the Field Observation Log entry below.

Park \_\_\_\_\_

Location Within Park \_\_\_\_\_

Season \_\_\_\_\_ Time of Day \_\_\_\_\_

Weather Conditions \_\_\_\_\_

*Describe your clue.*

---

---

---

---

---

---

---

---

*Sketch your clue.*

*What animal do you think left the clue?*

- amphibian
- bird
- fish
- insect
- mammal
- reptile

---

---

---

---

---







# State Parks Alphabet Roundup





---

From A to Z, what do you see during your visit to this park?

Try to find something for each letter of the alphabet. Draw a picture or list each object you find in the lassos below.

---





# Sound Map

---

Sounds are an important part of your visit. Rustling wind, rushing water, a howling coyote, the hoot of an owl, or the explosion of a cannon firing at a historic fort can make your visit more memorable.

Follow the directions below to create a sound map that captures all the natural and human sounds you hear during your visit.

---

1. Find a comfortable spot to sit outdoors.
2. Draw an X in the center of the space below. This shows your location on the map.
3. Close your eyes and listen for several minutes. Listen for both natural and human sounds.
4. Draw pictures or symbols on the map representing the sounds you hear and where they are coming from. For example, two wavy lines (≈) could be used to represent wind, or a music note (♪) could be used to represent a songbird.



# Color Walk

---

Sunrises, sunsets, wildflowers, and wildlife—colors abound in Nevada’s state parks, and during certain seasons, visitors flock to the parks to enjoy the beautiful colors.

Try to find as many objects in the park as you can for each of the colors listed below. Place an X in the boxes for each object you find.

---

Red

|                          |                          |                          |                          |                          |
|--------------------------|--------------------------|--------------------------|--------------------------|--------------------------|
| <input type="checkbox"/> | <input type="checkbox"/> | <input type="checkbox"/> | <input type="checkbox"/> | <input type="checkbox"/> |
|--------------------------|--------------------------|--------------------------|--------------------------|--------------------------|

Orange

|                          |                          |                          |                          |                          |
|--------------------------|--------------------------|--------------------------|--------------------------|--------------------------|
| <input type="checkbox"/> | <input type="checkbox"/> | <input type="checkbox"/> | <input type="checkbox"/> | <input type="checkbox"/> |
|--------------------------|--------------------------|--------------------------|--------------------------|--------------------------|

Yellow

|                          |                          |                          |                          |                          |
|--------------------------|--------------------------|--------------------------|--------------------------|--------------------------|
| <input type="checkbox"/> | <input type="checkbox"/> | <input type="checkbox"/> | <input type="checkbox"/> | <input type="checkbox"/> |
|--------------------------|--------------------------|--------------------------|--------------------------|--------------------------|

Green

|                          |                          |                          |                          |                          |
|--------------------------|--------------------------|--------------------------|--------------------------|--------------------------|
| <input type="checkbox"/> | <input type="checkbox"/> | <input type="checkbox"/> | <input type="checkbox"/> | <input type="checkbox"/> |
|--------------------------|--------------------------|--------------------------|--------------------------|--------------------------|

Blue

|                          |                          |                          |                          |                          |
|--------------------------|--------------------------|--------------------------|--------------------------|--------------------------|
| <input type="checkbox"/> | <input type="checkbox"/> | <input type="checkbox"/> | <input type="checkbox"/> | <input type="checkbox"/> |
|--------------------------|--------------------------|--------------------------|--------------------------|--------------------------|

Purple

|                          |                          |                          |                          |                          |
|--------------------------|--------------------------|--------------------------|--------------------------|--------------------------|
| <input type="checkbox"/> | <input type="checkbox"/> | <input type="checkbox"/> | <input type="checkbox"/> | <input type="checkbox"/> |
|--------------------------|--------------------------|--------------------------|--------------------------|--------------------------|

Black

|                          |                          |                          |                          |                          |
|--------------------------|--------------------------|--------------------------|--------------------------|--------------------------|
| <input type="checkbox"/> | <input type="checkbox"/> | <input type="checkbox"/> | <input type="checkbox"/> | <input type="checkbox"/> |
|--------------------------|--------------------------|--------------------------|--------------------------|--------------------------|




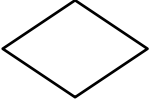


# Shapes Scavenger Hunt

---

Shapes are everywhere in Nevada's state parks—square windows, star-shaped flowers, triangular tents, and heart-shaped stones.

See how many shapes you can find during your visit. Draw, describe, or keep a tally in the spaces below.

---

|   |  |
|---|--|
|    |  |
|    |  |
|   |  |
|  |  |
|  |  |
|  |  |

# Nested Words

---

See how many words you can make using only letters from the name of the agency that manages and protects some of Nevada's most unique and special places.

---

## NEVADA STATE PARKS

|       |       |
|-------|-------|
| _____ | _____ |
| _____ | _____ |
| _____ | _____ |
| _____ | _____ |
| _____ | _____ |
| _____ | _____ |
| _____ | _____ |
| _____ | _____ |
| _____ | _____ |
| _____ | _____ |
| _____ | _____ |
| _____ | _____ |
| _____ | _____ |
| _____ | _____ |
| _____ | _____ |
| _____ | _____ |
| _____ | _____ |
| _____ | _____ |
| _____ | _____ |
| _____ | _____ |
| _____ | _____ |
| _____ | _____ |
| _____ | _____ |



# Word Search


---

Create your very own word search that is as unique as the Nevada state park you are visiting.

Follow the directions below to create your word search. Try using words, names, or places that are specific to your experience.

---

1. Make a list of nine to twelve words that are specific to your Nevada state park experience. Write the words on the lines below the grid.
2. Write the words in the grid. The words can go up and down and side to side. Try to have the words cross each other.
3. Fill the remaining squares with random letters.
4. Give your word search to someone to find your words.



|       |       |       |
|-------|-------|-------|
| _____ | _____ | _____ |
| _____ | _____ | _____ |
| _____ | _____ | _____ |
| _____ | _____ | _____ |

# Park Poetry

---

Parks are a great source of inspiration for writers, photographers, and other artists who capture the natural beauty, history, wonder, and spirit of these special places.

Write a cinquain poem that captures something special about your experience at a Nevada state park.

---

A **cinquain** (SIN-cain) is a short five-lined unrhymed poem that follows a specific pattern.

## Structure

Line 1: One word subject (usually a noun)

Line 2: Two adjectives that describe the subject in Line 1

Line 3: Three -ing action verbs that describe the subject in Line 1

Line 4: A four-word phrase that captures your feelings about the subject in Line 1

Line 5: A specific word that renames or explains the subject in Line 1

## Examples

Nevada  
Wild, wonderful  
Exploring, learning, protecting  
Special places to discover  
State parks

Rattlesnake  
Scaly, cold-blooded  
Coiling, rattling, cautioning  
Stay away from me  
Viper

## Write Your Own

Line 1 \_\_\_\_\_  
Line 2 \_\_\_\_\_, \_\_\_\_\_  
Line 3 \_\_\_\_\_, \_\_\_\_\_, \_\_\_\_\_  
Line 4 \_\_\_\_\_  
Line 5 \_\_\_\_\_

# Share Your Experience



Friends and family back home would love to hear about your visit. Create a postcard by drawing a picture and describing your visit.

**GREETINGS FROM**  
**NEVADA'S STATE PARKS**


Dear \_\_\_\_\_ ,  
Let me tell you about my visit to \_\_\_\_\_  
\_\_\_\_\_ .

So far, I have \_\_\_\_\_  
\_\_\_\_\_  
\_\_\_\_\_ .

Did you know that \_\_\_\_\_  
\_\_\_\_\_ ?

My favorite part of our trip has been \_\_\_\_\_  
\_\_\_\_\_  
\_\_\_\_\_ .

From,  
\_\_\_\_\_



\_\_\_\_\_  
\_\_\_\_\_  
\_\_\_\_\_  
\_\_\_\_\_



# Leave No Trace



A good way to protect Nevada's state parks and other outdoor places you love is to practice Leave No Trace. Leave No Trace (LNT) is an education program that teaches people to enjoy the outdoors in a safe and responsible manner. There are seven LNT principles. These principles are listed in the chart below.

Think about your visit. Did you follow the LNT principles? Draw an X in the box under the emoji that best captures how well you did in leaving no trace.

## Leave No Trace Checklist



|          |   |  |  |  |
|----------|---|--|--|--|
| <b>1</b> | <b>Know Before You Go</b><br><input type="checkbox"/> Came prepared for the weather.<br><input type="checkbox"/> Brought plenty of water.                               |  |  |  |
| <b>2</b> | <b>Choose the Right Path</b><br><input type="checkbox"/> Hiked on a designated trail/path.<br><input type="checkbox"/> Parked on a durable (hard) surface.              |  |  |  |
| <b>3</b> | <b>Trash Your Trash</b><br><input type="checkbox"/> Litter picked up.<br><input type="checkbox"/> Litter placed in trash can or dumpster.                               |  |  |  |
| <b>4</b> | <b>Leave What You Find</b><br><input type="checkbox"/> Did not damage or remove natural objects.<br><input type="checkbox"/> Did not damage or remove historical items. |  |  |  |
| <b>5</b> | <b>Be Careful With Fire</b><br><input type="checkbox"/> Used designated fire ring or grill.<br><input type="checkbox"/> Made sure fire was completely out.              |  |  |  |
| <b>6</b> | <b>Keep Wildlife Wild</b><br><input type="checkbox"/> Did not approach, feed, or follow wildlife.<br><input type="checkbox"/> Kept pets on a leash and under control.   |  |  |  |
| <b>7</b> | <b>Be Kind to Other Visitors</b><br><input type="checkbox"/> Avoided making loud noises or yelling.<br><input type="checkbox"/> Friendly and courteous.                 |  |  |  |

# Tread Lightly!



---

Tread Lightly! is an education program that teaches people how to minimize their impact and be responsible outside. Learning how to Tread Lightly! can help protect Nevada's parks, trails, forests and lakes and keep them open for many years to come.

There are five Tread Lightly! principles that help you remember how to be responsible outdoors. Take the T.R.E.A.D. Pledge below and promise to be responsible outdoors.

---

## I PLEDGE TO:

**T** Travel on trails.

**R** Respect animals, plants and people.

**E** Educate yourself. Be safe and prepared.

**A** Always be careful with fire.

**D** Do your part. Always treat the outdoors with care.

---

By following the T.R.E.A.D. Pledge I will protect habitats, animals, plants and other recreationists. I will practice safe and responsible recreation to prevent injury to myself, the environment and others.

I will be conscious of the effects and dangers of wildfires. I will leave areas better than I found them.



\_\_\_\_\_

**Name**

Developed by  
Nevada State Parks Interpreters

Illustrations by  
Greg Brady

Layout by  
Eric M. Sanderson

First Edition

Copyright © 2020 Nevada Division of State Parks



Nevada Division of State Parks  
901 South Stewart Street, Suite 5005  
Carson City, Nevada 89701

[parks.nv.gov](http://parks.nv.gov)


# Junior Ranger Certificate

AWARDED TO

---

AS A JUNIOR RANGER, I PLEDGE

- to respect and protect Nevada's state parks so they can be enjoyed by all visitors and future generations;
- to share my experiences with others;
- to remain curious about Nevada's state parks; and
- to discover, explore, and learn as much as possible about these special places.



PARK PASSPORT STAMP

---

NEVADA STATE PARKS RANGER

---

DATE

